



Help Your Child Recognize Sounds at the End of Words

A word's **ending** sound is much more difficult for your child to hear. You will need to pronounce the words very carefully. This is another activity where you can give mini-rewards and then count responses.

Picture Book Activity

You can use a picture book and ask for the ending sound on the name of the picture (rather than the beginning sound). For example: for the word **dog**, the sound /g/ is the answer.

Word Play Activity

Say the word. Ask your child to repeat the word and tell you what sound was at the end of the word (one piece of cereal) and if possible what letter makes that sound (another piece of cereal).

You can do this activity several times. Mix up the words or just do a few at a time.

Word	What sound?	What letter?
chin	/n/	n
farm	/m/	m
map	/p/	p
heart	/t/	t
bark	/k/	k
hill	/l/	l
tap	/p/	p
hit	/t/	t
rob	/b/	b
huff	/f/	f
mom	/m/	m
ran	/n/	n
hop	/p/	p



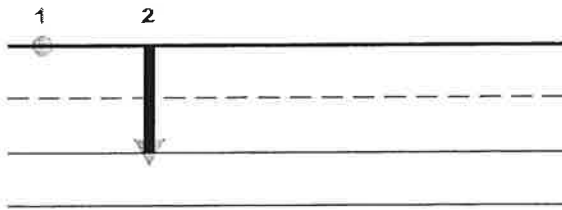
Fundations Letter Formation Guide

Say the verbal step-by-step guidelines while your child traces the **lower-case** letter with his or her finger. Try to do the week's letters every night. (Only do the lower-case letter.) Have your child color the picture.

Letter Formation for **l**

l is a sky line letter.

It starts on the (sky line).

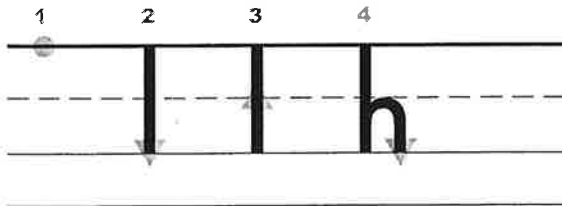


1. Point to the sky line.
2. Go down to the grass line and stop.
3. Say l – lamp - /l/, have students repeat.

Letter Formation for **h**

h is a sky line letter.

It starts on the (sky line).

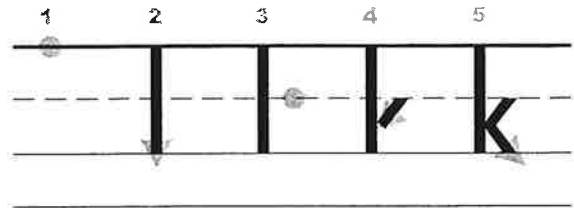


1. Point to the sky line.
2. Go down to the grass line.
3. Trace back up to the plane line,
4. and make a hump.
5. Say h - hat - /h/, have students repeat.


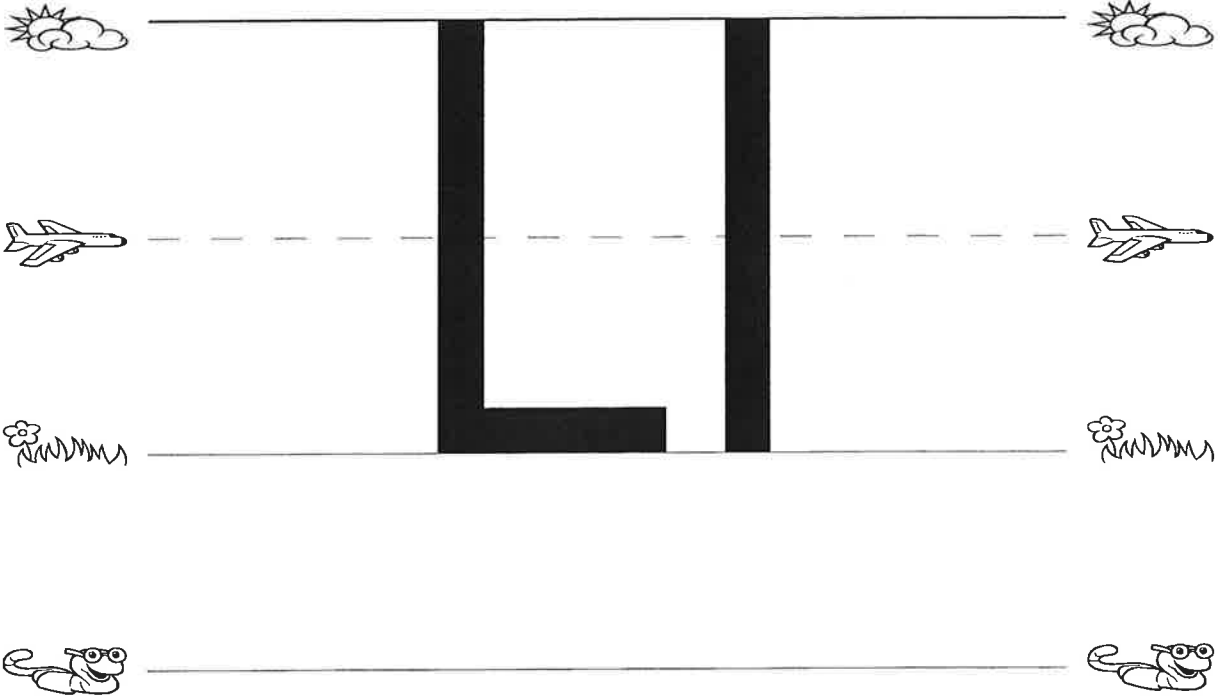
Letter Formation for **k**


k is a sky line letter.

It starts on the (sky line).



1. Point to the sky line.
2. Go all the way down to the grass line.
3. Point to the plane line and leave a space.
4. Slide over and touch your tall line,
5. and slide back to the grass line.
6. Say k - kite - /k/, have students repeat.







K K k

