

Fundations® **Make Words Activity**

Write a word from your list here.

Have your child find and place letters here. Then tap and read the word.

Monday's Words

--	--	--

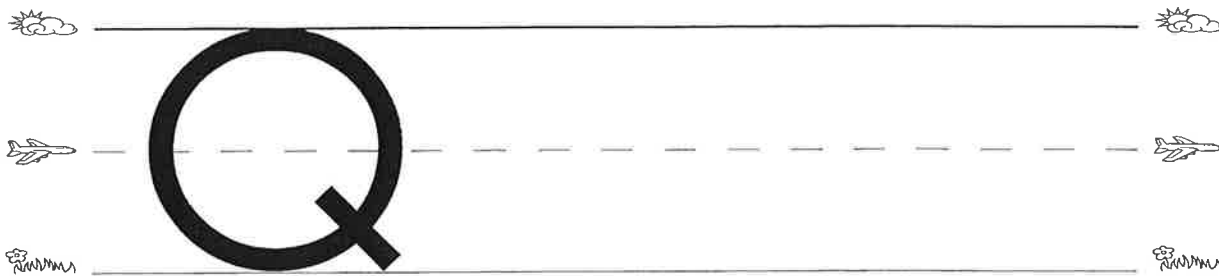
Tuesday's Words

--	--	--

Wednesday's Words

--	--	--

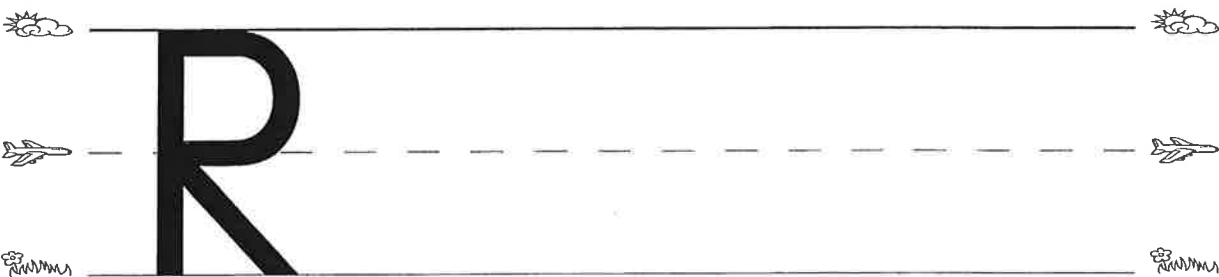
Fundations® Practice Letter Formation



Handwriting practice for the uppercase letter Q. The letter is shown on a set of three horizontal lines: a solid top line, a dashed middle line, and a solid bottom line. The letter Q is positioned on the left side of the lines. To the left and right of the lines are small decorative icons: a cloud at the top, an airplane in the middle, and a caterpillar at the bottom.



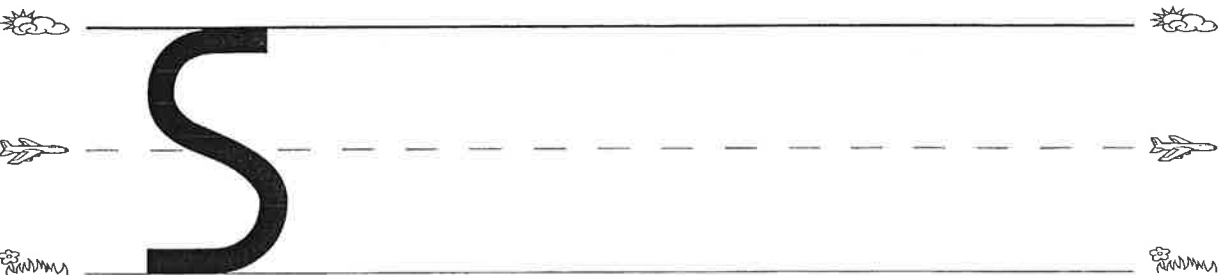
A set of three horizontal handwriting lines (solid top, dashed middle, solid bottom) with decorative icons (cloud, airplane, caterpillar) on the left and right sides, intended for practicing the formation of the uppercase letter Q.



Handwriting practice for the uppercase letter R. The letter is shown on a set of three horizontal lines: a solid top line, a dashed middle line, and a solid bottom line. The letter R is positioned on the left side of the lines. To the left and right of the lines are small decorative icons: a cloud at the top, an airplane in the middle, and a caterpillar at the bottom.



A set of three horizontal handwriting lines (solid top, dashed middle, solid bottom) with decorative icons (cloud, airplane, caterpillar) on the left and right sides, intended for practicing the formation of the uppercase letter R.



Handwriting practice for the uppercase letter S. The letter is shown on a set of three horizontal lines: a solid top line, a dashed middle line, and a solid bottom line. The letter S is positioned on the left side of the lines. To the left and right of the lines are small decorative icons: a cloud at the top, an airplane in the middle, and a caterpillar at the bottom.



A set of three horizontal handwriting lines (solid top, dashed middle, solid bottom) with decorative icons (cloud, airplane, caterpillar) on the left and right sides, intended for practicing the formation of the uppercase letter S.

Fundations® Practice Letter Formation

Handwriting practice for uppercase letter T. The first row shows a large black 'T' on a set of three horizontal lines (top, middle dashed, bottom). The lines are decorated with clouds, airplanes, and flowers. Below the lines are two empty sets of lines for practice.

Two empty sets of handwriting lines for practicing the uppercase letter T.

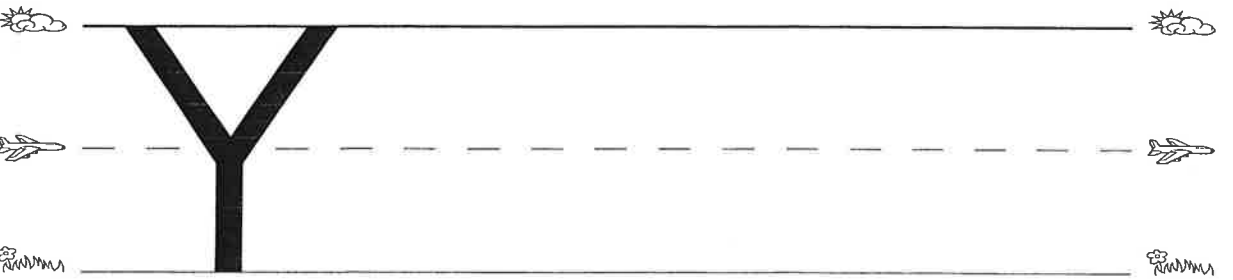
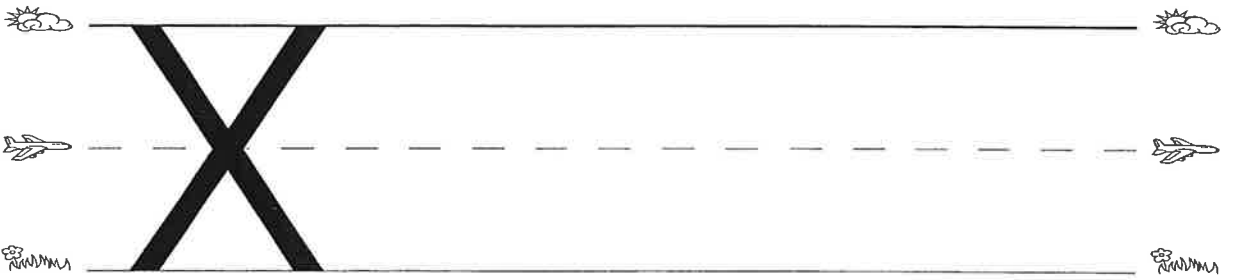
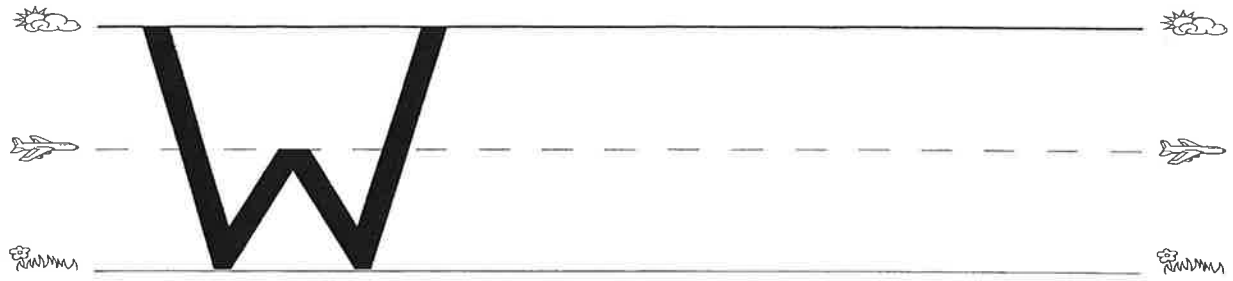
Handwriting practice for uppercase letter U. The first row shows a large black 'U' on a set of three horizontal lines (top, middle dashed, bottom). The lines are decorated with clouds, airplanes, and flowers. Below the lines are two empty sets of lines for practice.

Two empty sets of handwriting lines for practicing the uppercase letter U.

Handwriting practice for uppercase letter V. The first row shows a large black 'V' on a set of three horizontal lines (top, middle dashed, bottom). The lines are decorated with clouds, airplanes, and flowers. Below the lines are two empty sets of lines for practice.

Two empty sets of handwriting lines for practicing the uppercase letter V.

Fundations® Practice Letter Formation



Fundations® Practice Letter Formation

